



Play that game!



Fun - Move - Learn



21 October 2020

1

OVERVIEW



- Webinar 'Be creative with exercises'
- Why children should play games.
- Thinking outside the box
- Why playing 1vs1, 2vs2, 3vs3, 4vs4?
- Levels 1vs1
- Levels 2vs2
- Levels 3vs3
- Levels 4vs4

21/10/2020

Start2Volley - Play that game!

2

2

BE CREATIVE WITH EXERCISES (1)



- Thank you for your positive reactions!
- I made a promise. 😊
 - The first 10 videos are ready.
 - You may have them.


21/10/2020

Start2Volley - Play that game!

3

3

Example 1 - Car tyres



21/10/2020

Start2Volley - Play that game!

4

4

Example 2 - Mats



21/10/2020

Start2Volley - Play that game!

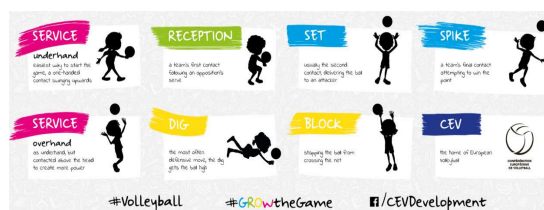
5

5

BE CREATIVE WITH EXERCISES (2)



- A training session: 3 parts
 - General part: General movements
 - Second part: Technical and tactical part
 - **Third part: Games**



21/10/2020

Start2Volley - Play that game!

6

6

WHY CHILDREN SHOULD PLAY GAMES.



- Kids are competitive.
- They want to score points and win the game.
- Be creative!



21/10/2020

Start2Volley - Play that game!

7

7

THINKING OUTSIDE THE BOX



- Chinese 9 Man Volleyball
 - A volleyball team sport utilizing nine players per side.
 - A slightly larger court (10 by 20 meters)
- Indica Volleyball
 - A form of the Brazilian game peteca popular in Europe.
 - It is played on court across a net with similar rules to volleyball.
 - Instead of a ball, they use an indica.

21/10/2020

Start2Volley - Play that game!

8

8

Chinese 9 Man Volleyball



21/10/2020

Start2Volley - Play that game!

9

9

Indiaca Volleyball



21/10/2020

Start2Volley - Play that game!

10

10

WHY PLAYING 1vs1, 2vs2, 3vs3, 4vs4?



- Create a lot of contacts
- Great need of movement
- Permanent focus
- Working alone/with a partner
- Biological age isn't always the same as the level the children have.

21/10/2020

Start2Volley - Play that game!

11

11

LEVELS 1vs1



- Level 1A: Catch and throw the ball
- Level 1B: Catch the ball, toss the ball, play the ball in 1 contact
- Level 1C: Bounce en play the ball in 2 or 3 contacts
- Level 1D: Play the ball in 2 or 3 contacts
- Level 1E: Play the ball in 1, 2 or 3 contacts

21/10/2020

Start2Volley - Play that game!

12

12

Level 1A



21/10/2020

Start2Volley - Play that game!

13

13

Level 1B



21/10/2020

Start2Volley - Play that game!

14

14

Level 1C



21/10/2020

Start2Volley - Play that game!

15

15

Level 1D



21/10/2020

Start2Volley - Play that game!

16

16

Level 1E



21/10/2020

Start2Volley - Play that game!

17

17

LEVELS 2vs2



- Level 2A: Players side by side, playing after bounce
- Level 2B: Players side by side, playing without bounce
- Level 2C: One player in front, playing without bounce
- Level 2.0: Catch and throw 1 or more contacts

21/10/2020

Start2Volley - Play that game!

18

18

Level 2A



21/10/2020

Start2Volley - Play that game!

19

19

Level 2B



21/10/2020

Start2Volley - Play that game!

20

20

Level 2C



21/10/2020

Start2Volley - Play that game!

21

21

Level 2.0



21/10/2020

Start2Volley - Play that game!

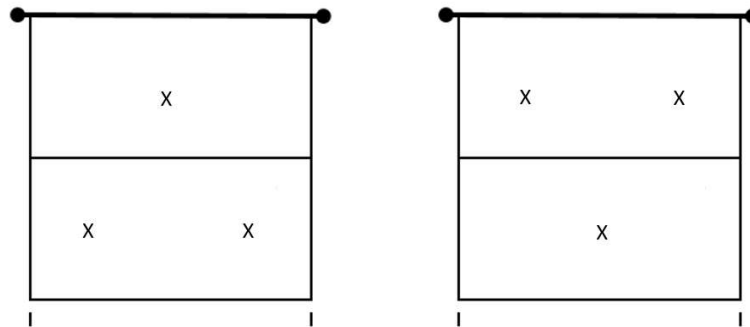
22

22

LEVELS 3vs3



- Level 3A: One player in front \triangle
- Level 3B: Two players in front ∇



21/10/2020

Start2Volley - Play that game!

23

23

Level 3 \triangle



21/10/2020

Start2Volley - Play that game!

24

24

Level 3 ▾



21/10/2020

Start2Volley - Play that game!

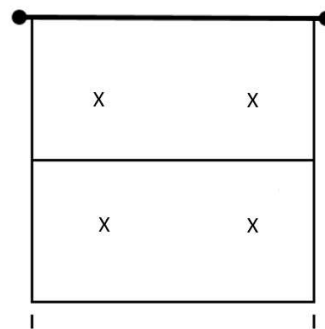
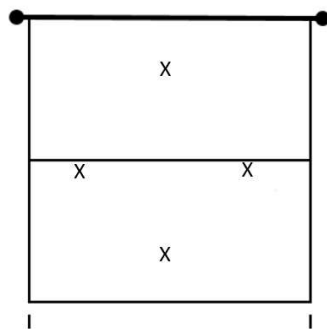
25

25

LEVELS 4vs4



- Diamond ◇
- Square □



21/10/2020

Start2Volley - Play that game!

26

26

Level 4



21/10/2020

Start2Volley - Play that game!

27

27

Level 4



21/10/2020

Start2Volley - Play that game!

28

28

THANK YOU



- Participants
 - For being here online.
 - I hope that you have some ideas to develop new games.
- Kadi
 - For the translation.

21/10/2020

Start2Volley - Play that game!

29

29

THANK YOU



21/10/2020

Start2Volley - Play that game!

30

30